Value For
Small Animals' Health

Vathin® H-SteriScope™ I Single-use Veterinary Endoscope

- *Cost Effective*
- *No Maintenance*
- *Good Operability*
- *High Efficiency*

Digital Video Monitor

www.vathin.com
marketing@vathin.com

210°Bending *Wider angulation*

Up and down angulation ranges of 210° support smoother insertion into the lobe bronchus. Moreover the bending has high endurable ability, which is the same with resuable ones.

90° Rotation

The insertion tube can be rotated left or right up to 90° by simply turning a ring on the control section of the scope. This improve ease of operator control.

Easy Insertion

H-SteriScope™ is very thin that can easily enter small pets such as dog and cat's nose, mouth or body. 1.2mm Diameter Working channel is suitable for a 1.0mm biopsy forcep or brush.



Specifications

Model	PE-S1501	PE-S1711	PE-S1E00	PE-S1H00	PE-S1J01
Bending Section	U210°/D210°	U210°/D210°	U210°/D210°	U210°/D210°	U210°/D210°
Insertion Tube OD	2.2mm	3.2mm	4.9mm	5.8mm	6.2mm
Working Channel	-	1.2mm	2.2mm	2.8mm	3.2mm
Working Length	700/600mm				
Field of View	110°±5%				
Depth of View	3-100MM				
Illumination Method	LED				
Suction Connector	Φ7±1				
Method of Sterilization	ETO				

Vathin Medical
Value Your Health

1.0 mm Endoscopic Biopsy Forceps With Alligator Teeth

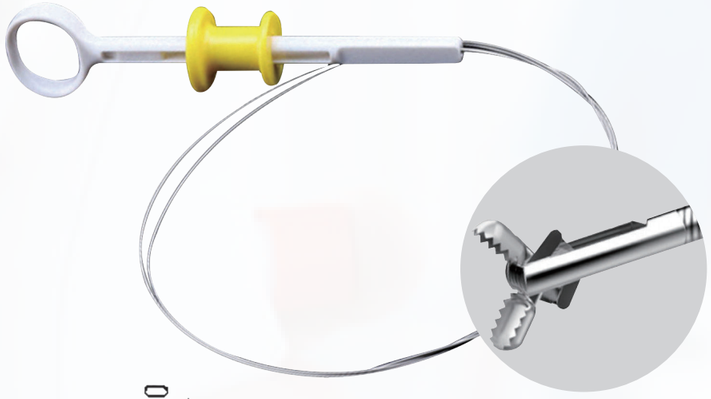

Specifiction

Working length *1200 mm*
Tube diameter *1.0 mm*
Endoscope channel Diameter *<1.2 mm*

Usage

Used for endoscopically to obtain biopsy samples.

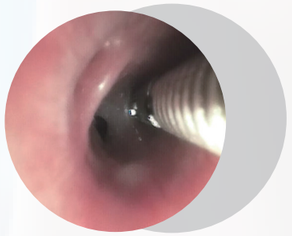



Features

01 The jaws are made from medical stainless steel, and the tip is carefully polished. It reduces damage to working channel.

02 Special processing of the cutting edge makes it sharp, consistent with each other, and sampling easily and reliably.

03 Laser welding ensures high connection strength between components.

04 Optimal design of handle makes the open or close limitation very clear and comfortable.